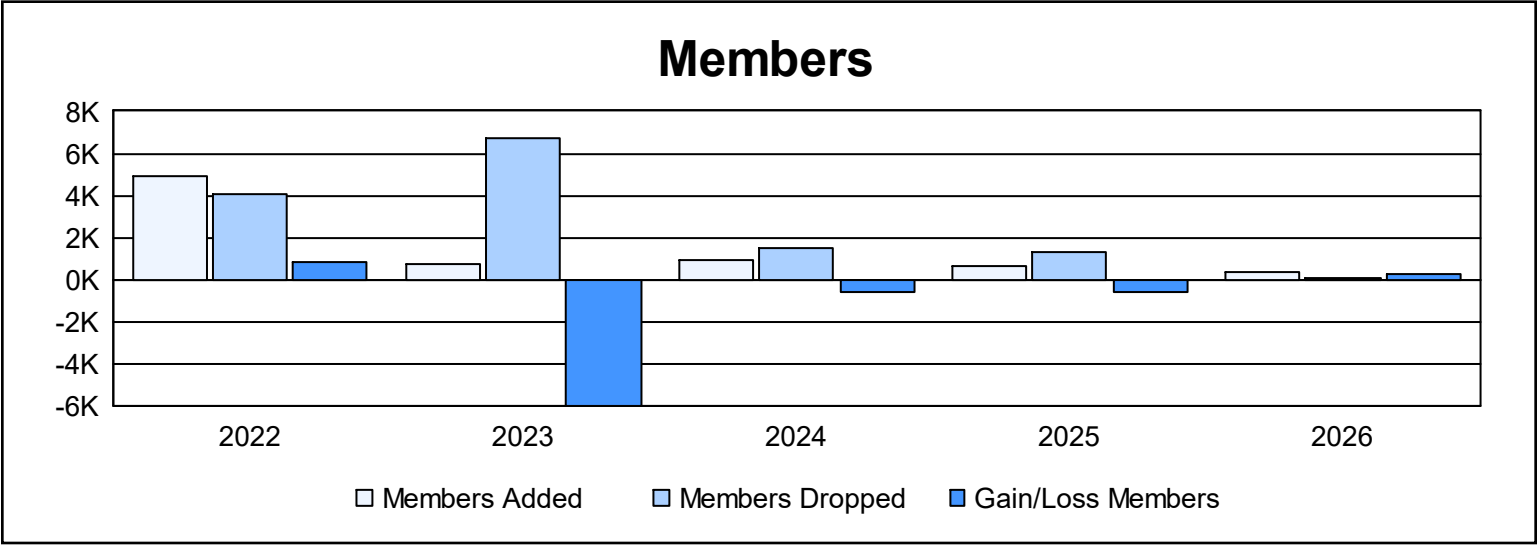
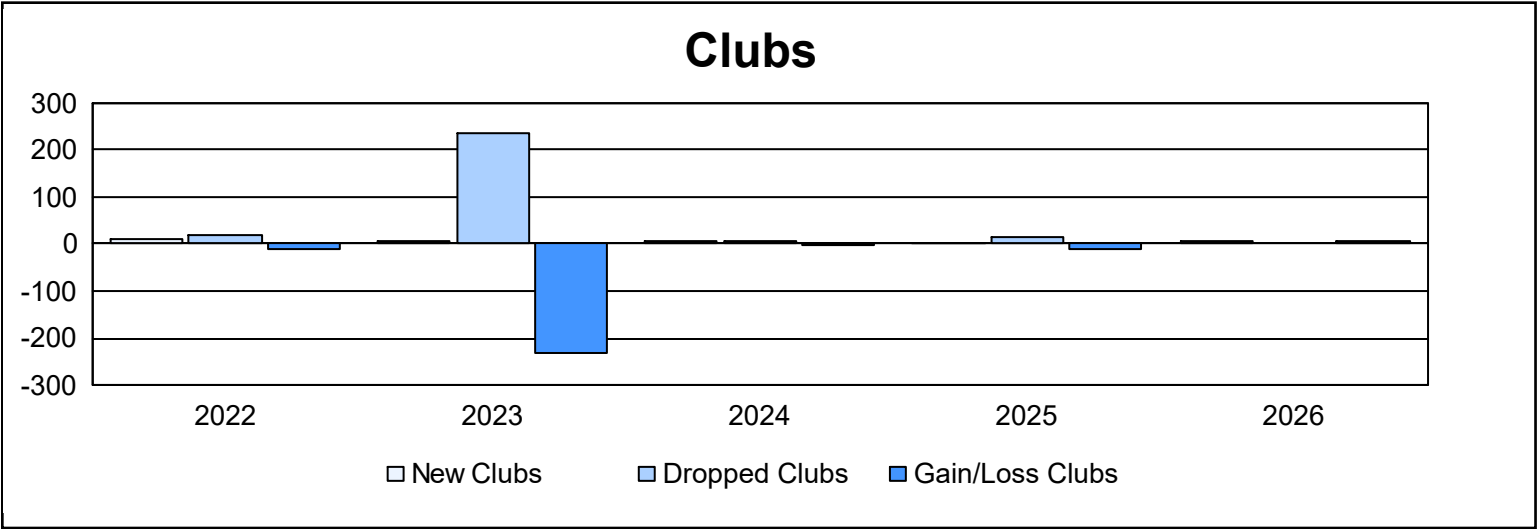
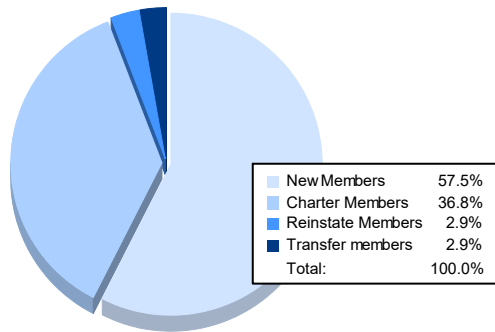


| Year | New Clubs | Dropped Clubs | Gain/ Loss Clubs | New Members | Charter Members | Reinstate Members | Transfer Members | Total Member Added | Total Members Dropped | Gain/ Loss Members |
|-----------|-----------|---------------|------------------|-------------|-----------------|-------------------|------------------|--------------------|-----------------------|--------------------|
| 2021-2022 | 10 | 21 | -11 | 3,167 | 1,440 | 218 | 38 | 4,863 | 4,057 | 806 |
| 2022-2023 | 5 | 236 | -231 | 370 | 188 | 21 | 167 | 746 | 6,731 | -5,985 |
| 2023-2024 | 6 | 7 | -1 | 532 | 198 | 169 | 38 | 937 | 1,526 | -589 |
| 2024-2025 | 3 | 14 | -11 | 387 | 64 | 141 | 68 | 660 | 1,270 | -610 |
| 2025-2026 | 5 | 0 | 5 | 181 | 116 | 9 | 9 | 315 | 80 | 235 |
| Average | 6 | 56 | -50 | 927 | 401 | 112 | 64 | 1,504 | 2,733 | -1,229 |



Membership Composition October 2025 Cumulative



Gender Composition October 2025 Cumulative

